

Powerful analytics
that any bank can afford,
but can't afford to do without!



QwickAnalytics®
from QwickRate

The screenshot displays a comprehensive financial analytics dashboard. On the left, there's a 'Performance Summary' section with various metrics. The main area features a 'Your Bank' overview with a map of branch locations. On the right, a 'TEST 3: REVERSE STRESS TEST' report is visible, titled 'WHAT LOSSES WILL IT TAKE TO "BREAK THE BANK"?'. This report includes a table with columns for 'Your Bank Reverse Stress Test', 'Critically Under-Capitalized', 'Subsequently Capitalized', and 'Well Capitalized'. Below this, there are sections for 'Regulatory Capital Ratio Thresholds' and 'Key Metrics' with numerical values and percentages.

INTERACTIVE
Credit Stress Test


- Recently enhanced
- Actionable results right out of the box (using default assumptions)
- Ability to modify assumptions
- See changes in real-time


Schedule a demo at qwickanalytics.com.


Benefit from online, interactive tools that put a wealth of information right at your fingertips. With no work on your part, QwickAnalytics delivers time-saving analysis and reports to help you stay ahead of competitors, identify red flags before regulators do, and provide management, directors and shareholders with professional updates you produce in seconds.


 **Your bank's Financial Story** – presented in compelling visuals


 **Excel Add-In Tool** – the ultimate in custom analysis

 **Easy Competitive Research** – with one click, exhaustive data on ANY bank

 **Credit Risk Matrix** – compares your profile on an absolute and relative basis

 **Regulatory Compliance tools** – including CECL Solver, Credit Stress Test, Industry Credit Research, etc.

 **NEW! Credit Union data** – easily access credit union call report data for competitive analysis

 **Bank & Peer Performance reports** – custom peer group comparisons and trends, liquidity risk analysis, performance matrix, and more

 **Holding Company & Public Markets data** – includes performance analysis and M&A information

One subscription. Unlimited users.

Get more information and schedule a demo at www.qwickanalytics.com

